

FACTBase Bulletin 66 Snapshot

Who is Perth? A Comparative Analysis of Greater Perth's Population in the 1947 and 2016 Census Periods

September 2019



THE UNIVERSITY OF WESTERN AUSTRALIA

This Bulletin is the fifth research input into the *Hashtag Perth* project. It provides insights into the demographic transformation of Greater Perth since the post-WWII period by examining key characteristics of the population in 1947 and 2016.



Then and Now



In 2016, Greater Perth's median age was 36, compared to 30 in 1947



Decline in fertility rates and longer life expectancy has driven an ageing population, with 1 in 7 residents over 65 in 2016



Average age of first marriage in 1947 was 23 for women and 27 for men, in 2016 it was 29 and 31 respectively



Average rent in 1947 was \$72/week, which rose to \$306/week in 2016

Greater Perth's Population



Population rose from 300,000 to 2 million people in 70 years



1940's - Immigration and baby boom

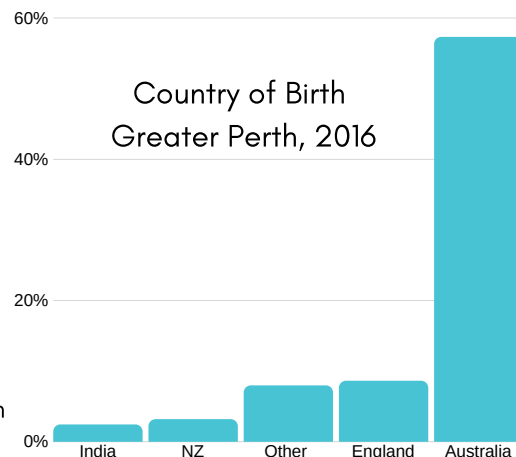


1960's Iron Ore Boom



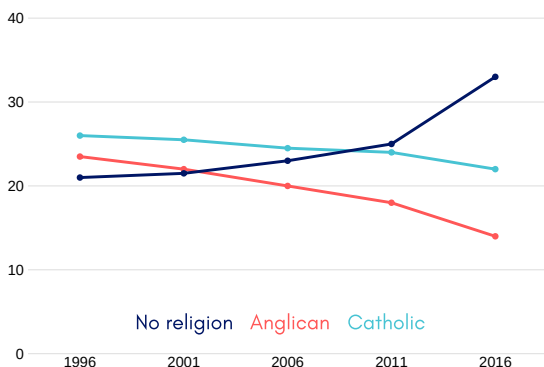
2000's resources boom

Key drivers of population growth in Greater Perth:

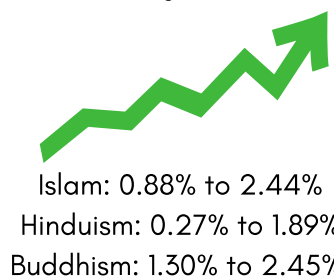


Diversity

Changes in religious beliefs, 1996-2016



Highest growth rates of non-Christian religions 1996-2016



Female labour force participation:

